

Building Cutting-Edge Crisis Systems: Implementation Models

**Opportunities in Behavioral Health Crisis Services:
What is the New Frontier?**

**National Dialogues on Behavioral Health
Conference**

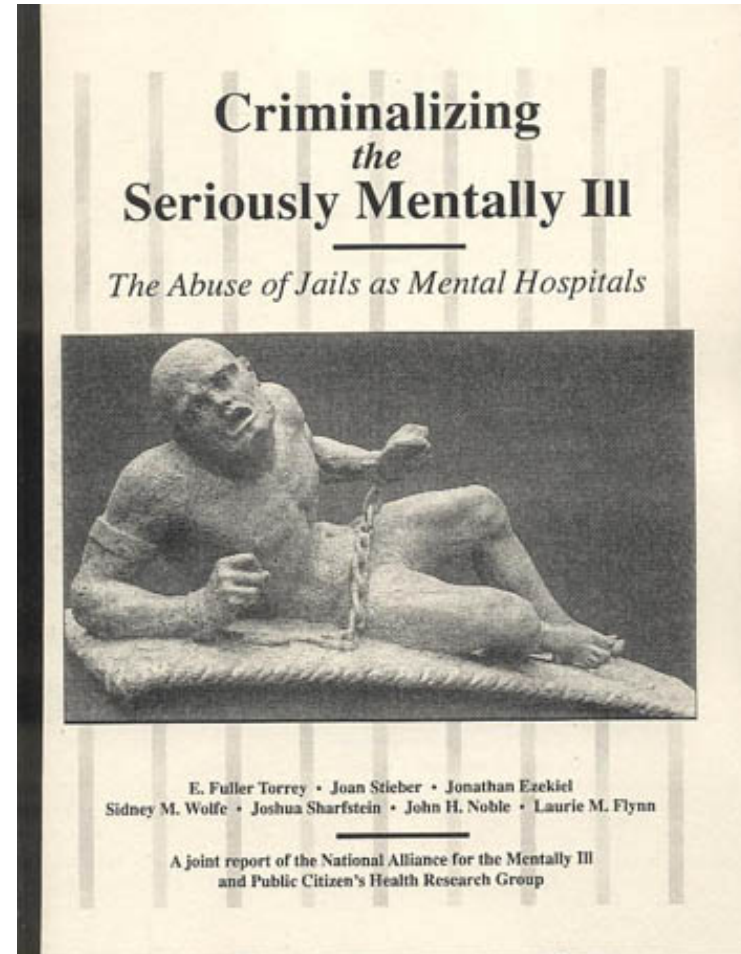
New Orleans, Louisiana

November 2nd – 5th, 2014

**Leon Evans
President and Chief Executive Officer
The Center for Health Care Services;
Mental Health and Substance Abuse Authority
San Antonio (Bexar County), Texas
levans@chcsbc.org**

Community Wide Jail Diversion: The Problem

- Criminalization of Mentally Ill
- Inappropriate Cost to Society
 - 20% + in jail
 - Increased use of emergency rooms
 - Homelessness
- Public Safety Net
 - Consumers at risk
 - Law Enforcement at risk
 - Public at risk



Collaboration: It's an unnatural act between...

...two or more unconsenting adults.



Police Roll Call

Video

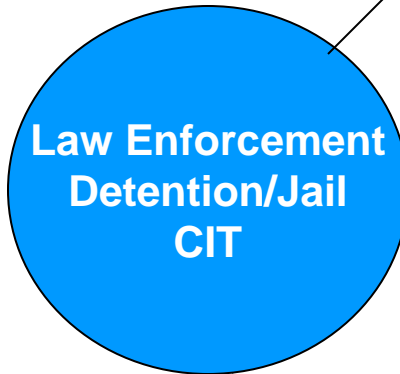


**System County City-wide
Entry Points**

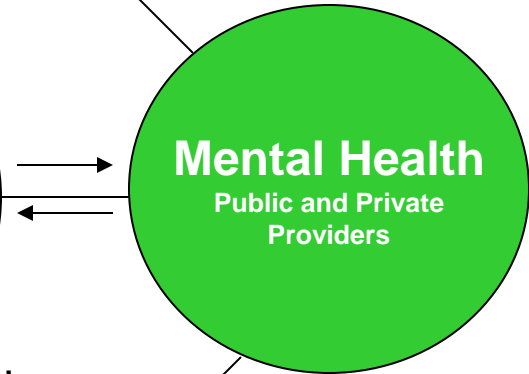
Civil and Criminal

System Level

Police, Sheriff
Probation, Parole



County City-wide



Treatment
Continuity of Care

Emergency Services

**Dynamic
Crisis Jail Diversion
Information Exchange**



- Community Collaborative
- Crisis Care Center
- Crisis Transitional Unit
- Crisis Hotline (Nurselink)
- CIT/DMOT
- SP5
- Jail and Juvenile Detention
- Statewide CARE Match

Therapeutic Justice Initiatives

Probation

Parole

Community Reintegration

MI Offender's Facility

- Substance Abuse Treatment Facility 1
- Substance Abuse Treatment Facility 2

Criminal Courts

 Mental Health	 Felony Drug	 Misdemeanor Drug
 NGRI	 Community DWI	 Veterans

Forensic Outpatient Competency Restoration

Civil Probate Court Involuntary Outpatient Commitment



Jail Diversion



Step-downs



Data, Research & Innovation



Police, Sheriff, Fire-EMS Joint Community Based Crisis Intervention Training



Rehabilitation

Crisis Outreach Teams (MCOT)

Psychiatric Evaluation



Veterans Jail Diversion Trauma Recovery

- 23 hr Hold
- Med Clearance
- CTU Transitional
- Contract Beds

Crisis Care Center

Appropriate Disposition



San Antonio State Hospital or other Inpatient Hospitals

Restoration Center

Substance Abuse Services

- Sobering Detox
- Injured Prisoners
- SA Outpatient Txt
- Drug Court



Residential Services - Section 8 Housing

- Safe Sleeping
- Peer Advocates
- MH Clinic
- 80 Bed MH Residential
- SA In House Recovery

Prospect Court Yard-Haven for Hope

Homeless



Long Term Health, Residential and Day Hab Home Health, Developmental Disabilities, ECI, Head Start



Community Outpatient Clinics Psychiatry

Adult/Child Services Next Day Appt

Adults



Children



- Opioid Addiction
- Opioid Pregnant Females
- HIV Outreach
- Outpatient Alcohol and Drugs Counseling

Serving Families

Impact on WAIT TIME for LAW ENFORCEMENT



Then (prior to Sept 2005)

- Wait times for Medical Clearance/ Screening at UHS ER - 9 hours, 18 min.
- Wait times for Medical Clearance/ Screening and Psychiatric Evaluation was between 12 and 14 hours.

Now

- The wait time for Medical Clearance/ Screening at the Crisis Care Center is 10 minutes.
- Wait time for Medical Clearance/Screening and Psychiatric Evaluation is 20 minutes.

Revocation Rates 2010

Federal Revocation Rate: 66%

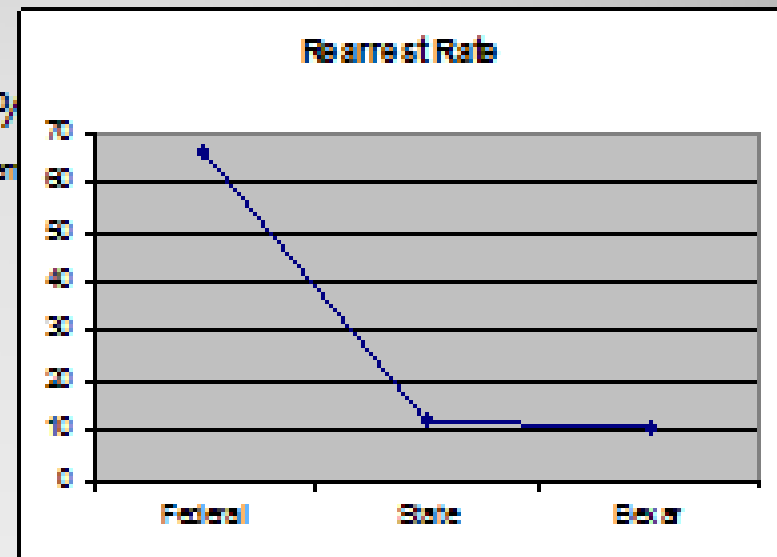
Two-thirds of returning prisoners are re-arrested for new crimes within 3 years or their release. *Second Chance Act, 110TH CONGRESS REPORT to US HOUSE OF REPRESENTATIVES*

State Revocation Rate:

- Texas Felony Revocation Rate = 11.8%
* For Offenders enrolled in TDCJ Casemanagement

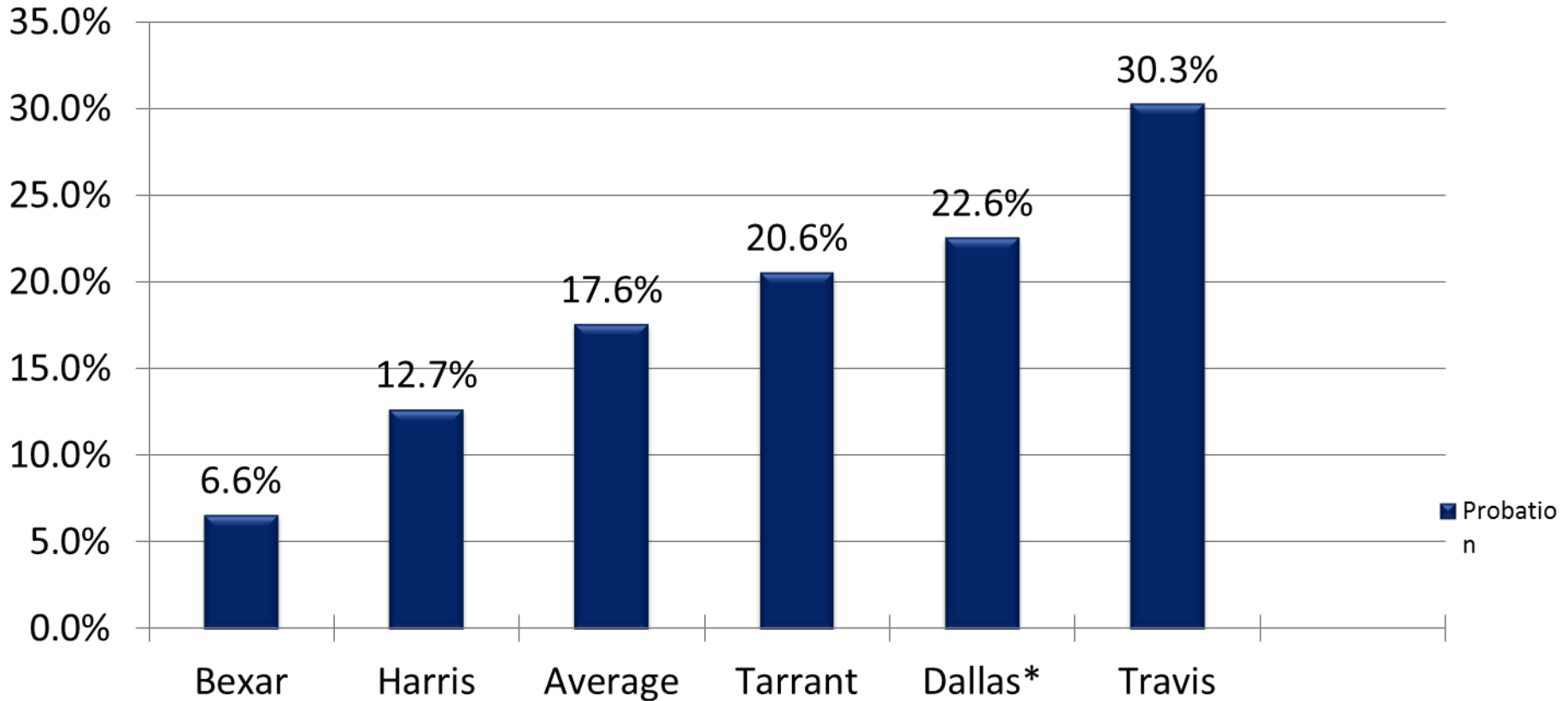
Local Revocation Rate:

- Bexar County Mentally Impaired Caseload Department Probation Department = 10.8%



Recidivism Rates for Top Five CSCD' S

2014 Update



Combined CCC and Restoration Documented and Immediate Cost Avoidance

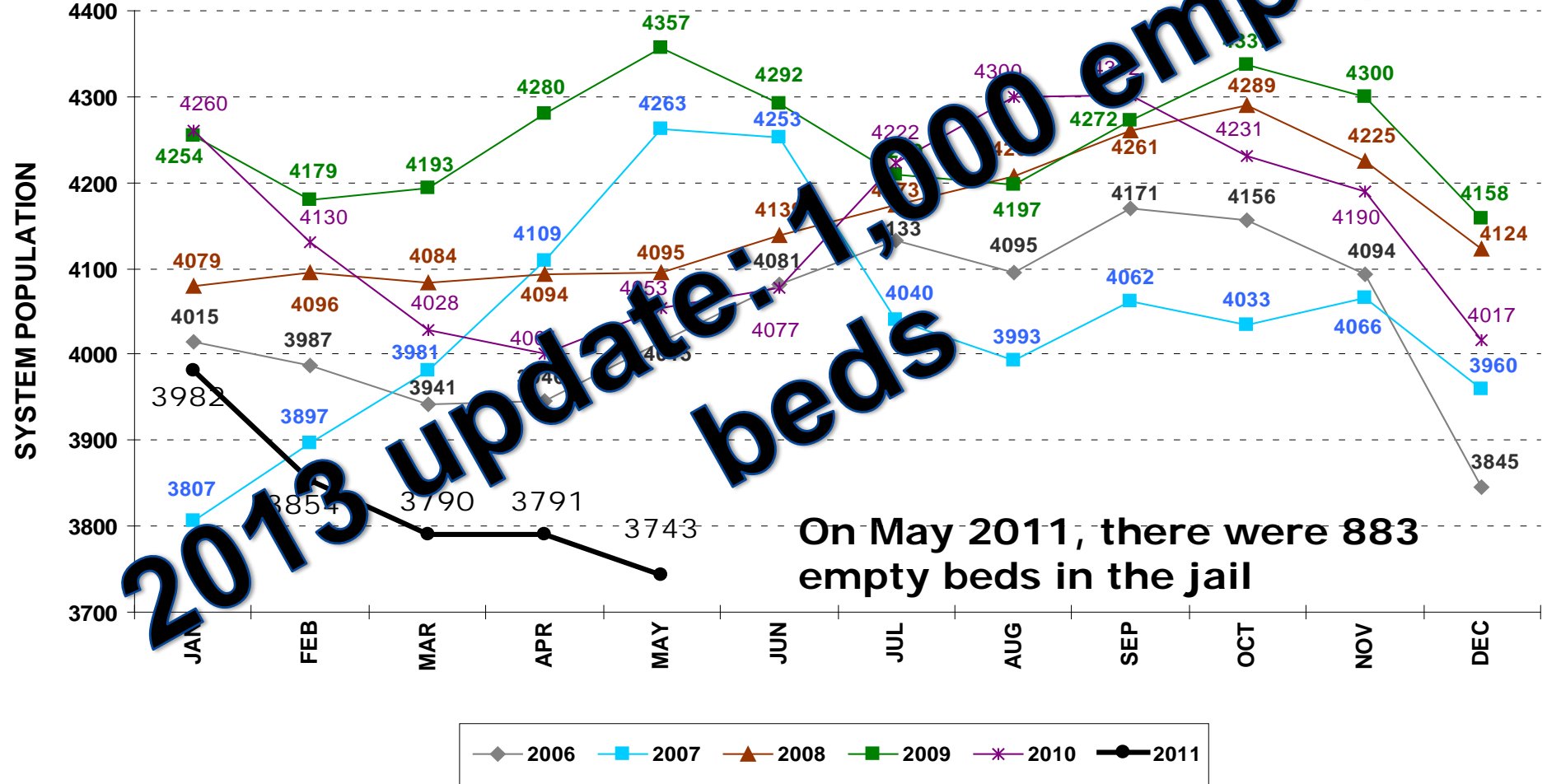
Reduction in Competency Restoration Wait Time in Jail for Hospital Admission	0	\$255,055	\$255,055
		\$1,020,000	\$1,020,000
		\$595,000	\$595,000
		\$1,467,000*	\$1,467,000
		\$1,125,000*	\$1,125,000
		I.	
Reduction in Wait Time in Jail for Outpatient Competence/Wait Time for Restoration compared to Inpatient	0	\$137,898	\$137,898
		\$900,000	\$900,000
		\$542,300	\$542,300
		\$978,000*	\$978,000
		\$750,000*	\$750,000
		J.	

Combined CCC and Restoration Documented and Immediate Cost Avoidance

Reduction in Jail Time for Competency Restoration on Bond and on Return	0	\$385,522 \$221,000 \$700,000 \$90,000* \$123,000*	\$385,522 \$221,000 \$700,000 \$90,000 \$123,000
		K.	
2009 Total Year 1	\$1,494,094	\$5,174,599	\$6,668,693
2010 Total Year 2	\$1,823,348	\$7,002,055	\$8,825,403
2011 Total Year 3	\$2,147,078	\$8,127,253	\$10,221,631
2012 Total Year 4	\$2,415,985	\$9,635,901	\$12,051,886
2013 Total Year 5	\$2,652,626	\$9,634,411	\$12,287,037

BEXAR COUNTY DETENTION CENTER SYSTEM POPULATION MONTHLY AVERAGES

(Main, Annex)



QUESTIONS?

Thank you !!!



Leon Evans, President/CEO
The Center for Health Care Services
210 261-1005
www.chcsbc.org
levans@chcsbc.org